

Your Steps for Applying to Study in the USA

Use these guidelines to complete the tasks necessary to become a student in the USA. Mark the circles when you've completed each task. ✓

Up to 3 years before enrollment

- Research institutions in the USA. The Global Recognition System (GRS) on the IELTS web site, www.ielts.org/usa, lists all US institutions that accept the IELTS test and their score requirements; use this as a starting point to find an institution that suits you.
- Practice your English skills by speaking with friends or teachers in English, by watching news programs or movies in English, and by reading English text books. If you need extra help, consider taking an English course.

15-18 months before enrollment

- Make sure to study hard and maintain a good academic record at your current institution.
- Find your nearest test center and schedule your IELTS test date.*
- Find out if the institutions you're interested in require an admission test such as the ACT or SAT (for undergraduate students), or the GRE or GMAT (for graduate students). Start planning to take the test or tests required by your chosen institutions.

12-14 months before enrollment

- Receive your IELTS score. If you need to raise your score, check out the free tools on the IELTS web site or purchase the Official IELTS Practice Materials through your test center.
- Prepare a folder for each institution you will apply to so that you can organize all forms, correspondence, and receipts.
- Read all application materials closely and be sure to fulfill each requirement by its due date. Create an application calendar to stay on track.

10 months before enrollment

- Complete the admission application for the institution(s) you have chosen. Make sure they have your IELTS score, admission test scores (SAT, ACT, GRE, or GMAT, if required), and transcripts.
- Complete financial aid and scholarship applications.

6-9 months before enrollment

- This is when you'll learn which institutions have accepted you as a student. Choose the institution you wish to attend and send in any necessary deposits or paperwork.

3 months before enrollment

- Begin the visa application process.



*IELTS scores are available 13 days after you take the test, so if you need to take the IELTS test closer to your expected entry date, we can make sure you have your scores in time.



USA says
yes to IELTS

NE PAS AFFRANCHIR

NO POSTAGE
NECESSARY
IF MAILED
TO THE
UNITED STATES

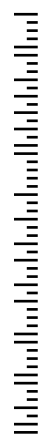


INTERNATIONAL BUSINESS REPLY MAIL/RESPONSE PAYEE

LOS ANGELES CA 90041

POSTAGE WILL BE PAID BY ADDRESSEE

IELTS INTERNATIONAL
825 COLORADO BLVD STE 112
LOS ANGELES CA 90099-8159
UNITED STATES OF AMERICA



AIRMAIL
PAR AVION

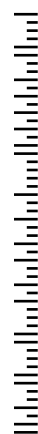
IBRS/CCRI No. 12

INTERNATIONAL BUSINESS REPLY MAIL/RESPONSE PAYEE

LOS ANGELES CA 90041

POSTAGE WILL BE PAID BY ADDRESSEE

IELTS INTERNATIONAL
825 COLORADO BLVD STE 112
LOS ANGELES CA 90099-8159
UNITED STATES OF AMERICA



Over one million people take the IELTS test each year. Join them.

Next Steps

Find out more at www.ielts.org/usa, or contact your nearest IELTS test center. The staff at your local test center can provide information about:

- Fees
- Test dates
- How to register
- Official practice materials
- IELTS preparation courses

For a full list of IELTS centers worldwide, visit www.ielts.org/usa. For any specific queries about IELTS, e-mail brc@ieltsintl.org.

IELTS is jointly managed by British Council, University of Cambridge ESOL Examinations (Cambridge ESOL), and IDP:IELTS Australia. The IELTS test is designed and set by some of the world's leading experts in language assessment to give a true picture of your language skills.



© Copyright 2009 by Hobsons, Inc. ALL RIGHTS RESERVED WORLDWIDE.
© Copyright 2009 by International English Language Testing System. ALL RIGHTS RESERVED WORLDWIDE.
Hobsons®, Hobsons logo®, KeyFacts®, and USeduguides™ are trademarks of Hobsons. All other trademarks are owned by their respective owners. Hobsons U.S. Office 50 E-Business Way, Suite 300 Cincinnati, OH 45241 USA +1 513 891 5444.



30002/09

IELTS™
English for International Opportunity

20 YEARS
Setting the standard
for English since 1989

Want to Study in the USA?
IELTS Can Get You There.

What's inside...

- Why Choose IELTS?
- What Makes IELTS the Best?
- What's on the Test
- Tools to Help You Succeed
- Finding the Right US Institution for You
- A Timeline for Applying to Study in the USA

www.ielts.org/usa

Why IELTS?

Because IELTS is the world's proven English language test.

IELTS scores open doors to international education and employment. You can be sure that an IELTS score demonstrates your true ability to communicate in English across all four language skills—listening, reading, writing, and speaking. This test of real-life communication skills gives you a personal and valid indicator of just how good you really are!

What Makes IELTS the Best?

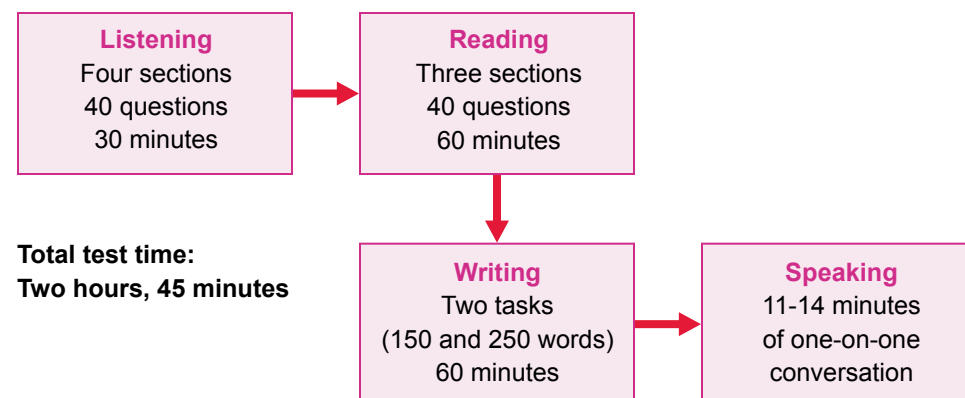
- IELTS scores are accepted by thousands of US universities and colleges, including Ivy League institutions.
- The IELTS Academic module is designed for entry into higher education.
- The test is offered up to four times in a month by more than 500 centers in over 125 countries and territories.
- Results are available just 13 days after the test. You'll receive a personal copy of your results and we can send your score to up to five US institutions for free.
- IELTS assesses all your skills—reading, writing, listening, and speaking.
- The speaking test involves having a conversation with a certified examiner. It is personal, interactive, and as close to a real-life situation as a test can get.
- IELTS uses North American, Australian, and British varieties of English, making it a truly international test. In addition to the USA, if you're considering schools in the UK, Australia, or elsewhere, you only have to take one English language test—IELTS.
- IELTS scores are also accepted by many professional bodies, employers, and government departments around the world.

IELTS is designed to test English at all levels. Results are reported as Band Scores, on a scale from 1 (the lowest) to 9 (the highest) as shown in the chart to the right. It's quick and easy to find out which institutions will recognize your IELTS score. You can use the online Global Recognition System (GRS) on our web site (www.ielts.org/usa) to look for, and link to, institutions around the world.

IELTS Band Scores	
9	Expert user
8	Very good user
7	Good user
6	Competent user
5	Modest user
4	Limited user
3	Extremely limited user
2	Intermittent user
1	Non user
0	Did not attempt the test

What Does the Test Involve?

The IELTS test covers all four language skills: listening, reading, writing, and speaking. You must complete the first three components—listening, reading, and writing—on the same day. You may complete the speaking component up to seven days before or after the other three components.




Total test time:
Two hours, 45 minutes

IELTS is available in two modules—Academic and General Training. If you're planning to study at the undergraduate or postgraduate level in the USA, you'll need to take the Academic module; be sure to tell your test center that you want to take this module of the IELTS test.

Tools to Help You Succeed

You do not need to attend a preparation course, but any training you do will increase your chances of a better score. If you would like assistance with test preparation, IELTS centers and language schools around the world offer IELTS preparation courses. Official Practice Materials are available to help you familiarize yourself with the test format. These can be ordered online at www.ielts.org/usa or from your local test center. Many publishers also produce a range of books and other materials to help you prepare for the IELTS test.



The Right US Institution for You

As you start planning to study in the USA, you'll see that you have many choices. The USA boasts the largest and most diverse higher education system in the world, with more than 4,000 colleges and universities. Choosing where to apply is a big decision; however, the more organized your search, the more effective it will be.

Before applying, you should determine your personal criteria for a US institution. The following are examples of things you might consider, in addition to your own criteria.

Academic Factors

What do you wish to study? Liberal arts? Sciences? Business? Engineering? A specific trade or technical area? Determining your program of study is a good way to start identifying institutions. It is OK if you are undecided; many US institutions will let you enter as such, allowing you to choose your major field of study later on.

Size

Would you like to go to an institution with 30,000 students or 3,000? The largest US institutions have tens of thousands of students on a single campus; the smallest have fewer than 1,000. Choose which campus environment feels most comfortable to you.

Financial Factors


What are the annual costs for attending the college or university of your choice? You must consider tuition, room and board (the cost to stay in the dormitories and to eat in the dining halls), books, fees, and personal expenses. If you know that you will need financial assistance to study in the USA, look for institutions that offer scholarships or financial aid specifically for international students.

Remember that although the choice may seem difficult, by weighing each possibility carefully you will come to a sound decision that will have a positive impact on the next few years of your life.



My IELTS test date:

Write your test date above and post this handy reminder card on your calendar or bulletin board. Remember to go to www.ielts.org/usa to prepare for the test.



TELEPHONE (include country code):

E-MAIL:

POSTAL/ZIP CODE:

CITY:

STATE/PROVINCE:

COUNTRY:

FIRST NAME:

STREET ADDRESS:

SURNAME/LAST NAME:

How would you like to receive information about the IELTS test?
 E-Mail Mail

Want to learn more about IELTS?
Fill out your information below and mail this card to us (it's free!).
We'll send you more information.